



TAB


TAB


PRINT TEMPLATE

Product	Folded Postcard
Size	8.5x16.5 >> 8.5x5.5 (tri, 2 tab) (WxH)
Style	Half Fold Direct mail
	Portrait

 **BORDER THICKNESS** - Must be at least 3/8" from the bleed line to insure your border won't be cut off when printed.

 **SAFE AREA** - Keep all text within this line.

 **FINISHED SIZE** - This is where the product will be cut to size.

 **BLEEDS** - Create a 1/8 inch bleed area to make sure that the ink goes to the edge of the finished size. Extend artwork/graphics to the edge of template.

OUTSIDE PANEL
THIS FLAP FOLDS SECOND

FOLD LINE

TOTAL SIZE 4" X 2.5"
 Printing in this area is not allowed.
 Reserved for Addressing/Postal mailing purposes.

ARTWORK
ORIENTATION


PERMIT #
GOES HERE
1.25" x 1.25"
CLEAR AREA
Click below for India info
http://www.printpeda.com/faq/71455


TAB


TAB


1234 Return Address
Santa Clara, CA 95050


FOLD LINE

OUTSIDE PANEL
THIS FLAP FOLDS FIRST

 **BORDER THICKNESS** - Must be atleast 3/8" from the bleed line to insure your border won't be cut off when printed.

 **SAFE AREA** - Keep all text within this line.

 **FINISHED SIZE** - This is where the product will be cut to size.

 **BLEEDS** - Create a 1/8 inch bleed area to make sure that the ink goes to the edge of the finished size. Extend artwork/graphics to the edge of template.

PRINT TEMPLATE

Product Folded Postcard
Size 8.5x16.5 >> 8.5x5.5 (tri, 2 tab) (WxH)
Style Half Fold Direct mail
 Portrait

**TOP
INSIDE PANEL**

FOLD LINE

**CENTER
INSIDE PANEL**

FOLD LINE

**BOTTOM
INSIDE PANEL**